

Image Retrieval by using histogram equalization and DBTCF using SVM

Ayushi Godiya, L.D Mahor

¹Dept. of CSE/IT, NITM College, Gwalior, India²Asst. Prof. Dept. of CSE/IT, NITM College, Gwalior, India

Abstract—Retrieving images as of from vast quantity of database which is based on to their content are being recognized content based image retrieval. Efficiency of any CBIR system is depend on features mined to stand for an image. As a outcome feature extraction is crucial step in design and the development of some CBIR. Most normally used features to signify images are Color, texture and shape. Here the Block truncation coding feature known as (BTCF) is used so as to compress the image. Further it give thought of Support Vector Machine also known (SVM) classifier. In paper the block of data is also divided into different chunks, so that image of single instance can be stored in these chunks. So replication will be enhanced with the aid of compression techniques which is discussed in detail. Here basic CBIR system is being developed by the combine features like color correlogram , color moments and Gabor wavelet transform all along by way of histogram descriptor. Further outcome is being obtained are then compared through CBIR system is using the SVM classifier.

Keywords—Content Based Image Retrieval (CBIR), color moment, Histogram Equilization, SVM, , block truncation coding feature (BTCF), GABOR wavelet transform, etc

I. INTRODUCTION

Image processing is a way to exchange an image into digital form and perform a few operations on it, to get an improved image or to remove various valuable information from it.[1] .

CBIR is term recognized as process of the Retrieving image as of features such as figure information, texture or the color .Content-Based Image Retrieval (CBIR) have received an concentrated interest in literature of the multimedia knowledge indexing and retrieval as this area in progress few years ago, and as a outcome a broad variety of the process is being proposed. About every kinds of image analysis ways have been investigated to obtain sets of the meaningful features which could be helpful for description of the illustrative information.[2]

SVM way constructs set of hyper planes in elevated dimensional space, which is made use for classification or the regression. The good division achieved through hyper plane. SVM uses non-parametric by means of binary classifier approach and also handle extra input data efficiently. Accuracy depends on hyper plane selection. The Structure of the SVM algorithm is more complex than other methods. This gives the low result transparency.[3]

II. CRIME CONTENT-BASED IMAGE RETRIEVAL

CBIR is a method that use visual contents, generally called as features, like the shape, color, texture, edge Etc. to seek out images from huge scale image databases according to users' needs in form of query image. Content based retrieval of the visual data which requires a pattern that differs appreciably from both conventional databases and the text based image understanding systems. The challenge within CBIR is to expand the methods with the reason of increasing the retrieval accurateness and decrease retrieval time. CBIR system consists of subsequent type of modules: 1. Feature Extraction: In this component features of significance are intended for the image database. This step completed in offline way. 2. Feature extraction of query image: This part calculates feature of query image. Query image can a part of image database or it might not be part of picture database. 3. Similarity measure: This part compares the characteristic database of existing imagery with query image on base of similarity measure of interest. 4. Retrieval and outcome: This component will illustrate related images to user.

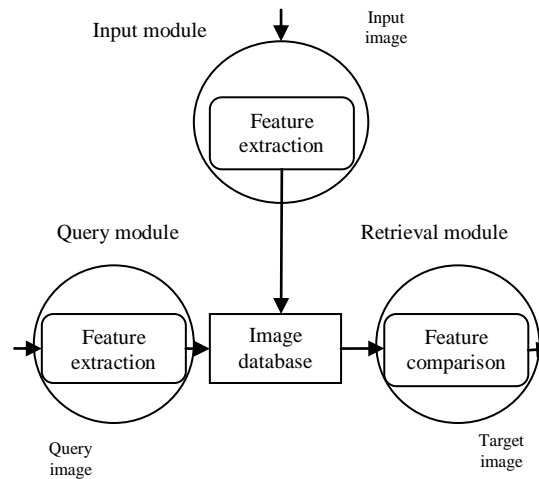


Fig 1: Block diagram of content-based image retrieval system [4]

III. CLUSTERING HISTOGRAM EQUILIZATION

Histogram of image is worried with gray levels. Using histograms to create a decision that given image is whether dark image or light image or low contrast or high contrast image. It be able to expressed by using separate function as, to an image. It is being used to enlarge visual appearance of an image [3]. This technique involves, 1) Dividing image into segments. 2) The histogram is of use to locate out intensity values of the pixel for the gray levels and image contain gray levels or intensities into range from 0 to 255. 3) Histogram Equalization is being used to compute the intensity values and create them regular distribution of pixels to get a hold to an enhanced image. Thus HE way is used to produce the dynamic variety of pixels intended for look of image. Example in the form of image for histogram equalization is shown below [5]



(a) Original Image (b) Enhanced image for Histogram Equalization

Fig 2:) Histogram Equalization

IV. COLOR MOMENT

CMs are utilized to separate images in view of their features of color. This moment is utilized to quantify the color likeness between images. The premise of color moments lays in the presumption that the appropriation of color in an image can be translated as a probability distribution. On the off chance that color in image takes after a specific probability distribution, the snippets of that dispersion can then be utilized as features to recognize that image in view of color. Probability distributions are being described by various remarkable moments (e.g., ordinary circulations are separated by their mean and difference). Registering CM is done similarly as processing moments of a probability distribution. The three color moments described as follows [6]:

The principal CM can be translated as the normal color in the image and can be ascertained by utilizing the accompanying recipe:

$$M_{ij} = \frac{1}{N} \sum_{j=1}^N P_{ij} \quad (2)$$

Where

N = num of pixels in the image

P_{ij} = value of jth pixel of image at the ith color channel

The 2nd color moment is normal deviation, that is being acquired by the captivating square base of alter of color conveyance.

$$\sigma_{ij} = \sqrt{\frac{1}{N} \sum_{j=1}^N P_{ij} - E_i^2} \quad (3)$$

Where

E_i = mean value, or the first color moment, for the ith color channel of image

The 3rd color moment is the skewness.

$$P_i = \frac{1}{N} \sum_{j=1}^N P_{ij} - E_i^3 \quad (4)$$

We obtain nine numbers—3 moments for all color channels as color features for each one of image. [6]

V. GABOR WAVELET TRANSFORM

Gabor wavelet Transform also known (GWT) is broadly used method for the texture analysis of feature mining. It uses multi-orientation and the multi-resolution method intended for texture analysis. The features of image are being computed by applying filter at diverse orientation and scale, the array of magnitudes are received. By calculating mean and standard deviation of magnitudes of transformed coefficients are need to represent alike texture of image [7][8][10]. The subsequent mean and the standard deviation of altered coefficients provide alike texture feature of region. [7]

$$\mu_{mn} = \sum_x \sum_y G_{mn}(x, y)$$

$$\sigma_{mn} = \sqrt{\sum_x \sum_y (|G_{mn}(x, y)| - \mu_{mn})^2}$$

VI. SUPPORT VECTOR MACHINE

Support vector machine known as (SVM) and is supervised machine learning method that study data and make out patterns, used for classification. The advantage of this algorithm is to classify the input query object depends on feature vectors and training samples. Support vector machines also called as (SVM) are extensively used to study from significance response due to their ability of effectively tackling exceeding difficulties. On the other hand, the performances of the SVM are depending on tuning of number of parameters. It is dissimilar approach based on nearest neighbor paradigm. Every picture is ranked according to relevance score depending onto the (NN) nearest neighbor distances. Support vector machine (SVM), one of most excellent machine learning algos, which be proposed in 1990 and generally used for pattern recognition. Also image recognition, the speech recognition, the text classification, the face detection and defective card detection, etc like several paradigm have applied for categorization problems. SVM machine learning is mistake. In algorithm that, specified a set of training ex., each connected to one of numerous categories as, A model so as to predicts that new SVM training algorithm builds series of example. SVM learning for all-purpose problem, which aim at better statistical capacity. [8]

VII. BLOCK TRUNCATION CODING FEATURE

Block truncation coding moreover known (BTC) is easy, fast, and permanent length compression way for gray level images. This is block-adaptive binary type of encoding scheme that is based on instantaneous preserving the quantization. The idea is being introduce by the Delp and the Mitchell. In BTC way, an image is separated into blocks of n×n type (in general n=4) and every block is coded individually. Gray levels of every block is being quantized by Q level quantizer and these quantizer levels be chosen like that a little low order moments are being preserved in quantized

output. In simplest type of BTC, the primary 2 moments are conserved and blocks represented by 2 quantization levels. By incorporating the additional constraints, advanced order moments can be conserved. Suppose $k (= n^2)$ be number of pixels in block and moreover suppose $f(x_i)$, $x_i \in C$ are gray values of pixels in block of novel image wherever C represents set of coordinates of the pixels in block.

The one by one steps for the process of encoding a block by the help of BTC are:

- i. Perform quantization (determination of threshold, and quantization levels)
- ii. Coding of the quantization levels (i.e., a and b)
- iii. Coding of bit-pattern PBTC technique is easy and outcome into good quality reconstructed image, other than compression ratio is low down. In literature, there are several modifications of BTC to get better performance. [9]

VIII. LITERATURE SURVEY

Nandkumar S. Admle (2016) et al presents about —Identification of Similar Images from a large image database a critical issue in the Image Processing. For reason of retrieving additional alike image from huge image database novel method is proposed here. To obtain the image characteristic descriptor (DDBTC) also called as Dot Diffusion Block Truncation Coding is being employed. The image characteristic descriptors be merely derived as of 2 DDBTC color quantizes in addition to its corresponding Bitmap image. Color Histogram Features also known as (CHF), Color Cooccurrence Features known as (CCF) are derived from 2 color quantizers while Bit Pattern Feature also known as (BPF) is being derived from Bitmap image. The color quantizer which represents global individuality at the same time as the Bitmap image represents local characteristics of image. Resemblance among 2 images able to measured in terms of dissimilar distance metrics. New outcome shows that the superiority of proposed method in terms of the Average Precision rate also known as (APR) and Average Recall Rate known as (ARR) beneath Natural images. [10].

Devi S (2016) et al presents about Content Based Image Retrieval (CBIR) employing compression technique and unsupervised clustering focus on the faster retrieval of desired images with high amount of accuracy. In this document color images are indexed by means of the features extract from Error Diffusion Block Truncation Coding also called as (EDBTC). A new framework of CBIR with unsupervised clustering is used here in which the amount of time required for comparing the target and query image is significantly reduced. Experimental result shows method not only achieves a good quality of image compression but achieves a significant reduction in the amount of time required for image retrieval. The proposed method was able to obtain an average of 4 to 5 sec difference in performance time as compared to the old retrieval method without clustering. The speed of retrieval varies linearly with the number of images in the database i.e. an increase in database images showed significant increase in the system performance. [11]

Sunwoong Kim (2016) et al presents Frame memory compression is broadly used technique of image compression which aims to diminish the size of frame memory in display panels like those containing the LCD and the OLED methods. Current LCD panels make use of RGBW color domain to put back the traditional RGB domain to improve the brightness of LCD panels with addition of white part. The additional component increases size of border memory other than necessitates violent compression algo. Here This paper proposes novel compression algo for RGBW components that enhance the efficiency of block truncation coding also known as (BTC), which is extensively used for the LCD overdrive. The planned low complexity adaptive multi-level block truncation coding as well shortly called (LAM-BTC) algo codes of RGBW color data through way of breadth of 10 bits. It adaptively chooses 2-level BTC or the 4-level BTC to improve quality of images, intended for which a low down complex level gathering scheme is used. 4-level BTC in future algorithm codes 2 representative values known as (RV) in 4 RVs and infers other 2 RVs by means of inter-color correlation. In spite of reduced difficulty, the average hit the utmost PSNR of proposed algorithm 0.54 dB superior than that of the earlier AM-BTC at compression ratio of eight1 . [12]

Kajal Jaiswal (2016) et al presents about This paper gives a new method for image feature extraction named "Fuzzy Block Truncation Coding". presentation of Fuzzy Block Truncation Coding intended for categorization by means of dissimilar methods of the pre-processing, in a variety of color spaces is analyzed. Fuzzy Block Truncation Coding (FBTC) is used to mine features from imagery in dissimilar color spaces like RGB, YUV, YCrCb, HSV and the LUV. dissimilar classifiers like C4.5, Naive Bayes and the Random Forest with dissimilar pre-processing methods like Fuzzy and PKIDiscretize are being used. Experimental outcome acquire using standard set of data proves so as to proposed characteristic removal scheme works improved the image classification..[13]

Mukul Majhi (2016) et al presents About —The advent of digital technology and its range of applications in various field witness the importance of retrieving huge and diverse multimedia content from the data repositories. The contents are always under potential threat intended to extract the private information. This paper presents a privacy preserving technique to retrieve images from the corresponding database by using the encrypted feature vector. Texture and quantized HSV color space histogram features are exploited to formulate the feature vector which is encrypted by performing XORed operation with its sliced biplanes by a random binary bit pattern to preserve the hamming distance. Finally, random permutation provide the encrypted feature vector. Experimental results illustrate that the method preserve private information of the content and retrieve relevant images effectively and efficiently.[14]

Sawet Somnugpong (2016)et al presents about —A good content-based image retrieval must provide a robustness to the spatial changing problem of an image which causes from dissimilar acquisition, like, zooming image, similar image but dissimilar color, etc. These mentioned troubles is major cause to humiliate the retrieval presentation. To get the greatest retrieval outcome, an optimal characteristic have got to be invented on the way to stand for image semantic. At present, as an alternative of using solo feature, the majority image retrieval method utilizes combining features among 2 low-level features in picture to hold on to high precision when faces to mentioned difficulty. on the other hand, retrieval error still remains. It causes from combination of the 2 inappropriate features. Thus, choosing two compatible features is another interested research issue in this area. This proposed a novel characteristic mixture among color correlograms and the edge direction histogram also called as (EDH) to give preference to spatial information in image. Using color correlogram will luxury information with reference to spatial color correlation, whereas EDH provide the geometry information in case of similar image but dissimilar color. Performance evaluation performs by simple calculation like Euclidean Distance. The experimental result shows that using this combining feature yields a good result while compares with the other combining scheme.[15]

IX. PROPOSED WORK

Propose methodology

Here , a system of CBIR that is to combines equally color feature and texture feature is presented. Here we used distribution block truncation coding characteristic which is used to squeeze the image . where again the HSV histogram is being used to apply on original image , Here color moments are used to mine the color feature as of the image Gabor wavelet transform is applied on color moment image. here similarity is checked using CBIR technology and SVM. And other ways are being used with help of which result is retrieved .

Propose Algorithm

Step 1: first take image.

Step 2: applied histogram equalization on the image.

Step 2: apply duffusion block truncation coding feature to compress an image.

Step 3: Apply HSV Histogram on original image .

Step 4: Apply color moment on original image .

Step 5:Apply Gabor wavelet transform on color moment image.

Step 6: check similarity using CBIR technology and SVM.

Step 7: result is shown .

Step 8: End .

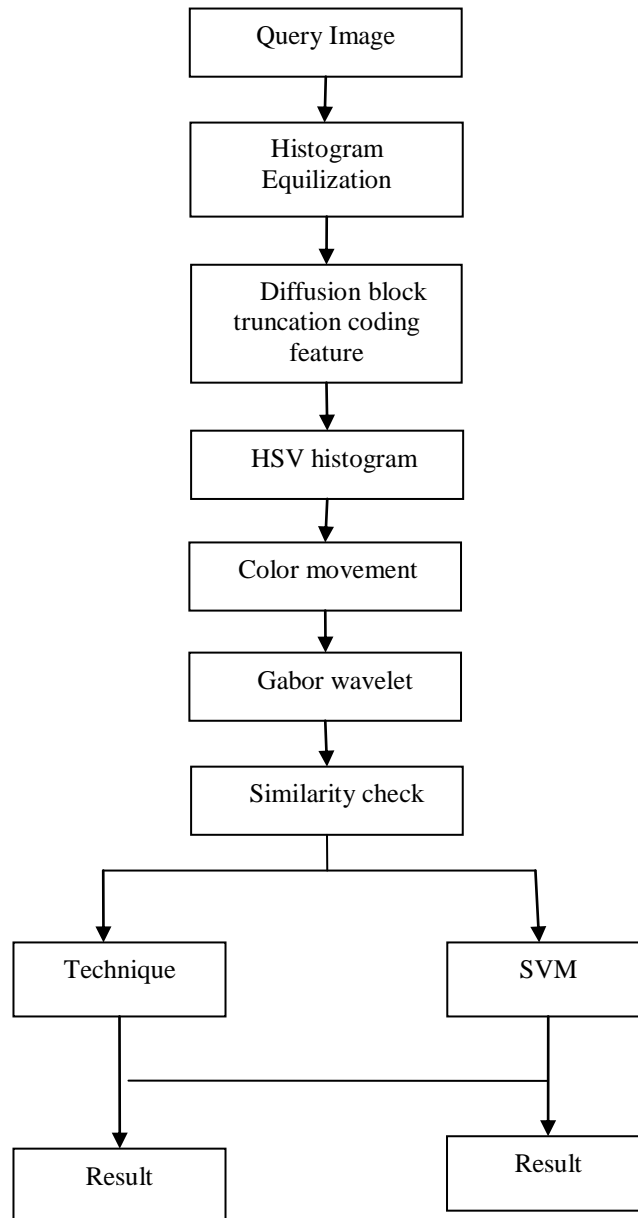


Fig 3: Flowchart on CBIR using EHHSI and Gabor wavelet using SVM.

X. RESULT ANALYSIS

1. Image retrieve using mahalanobis

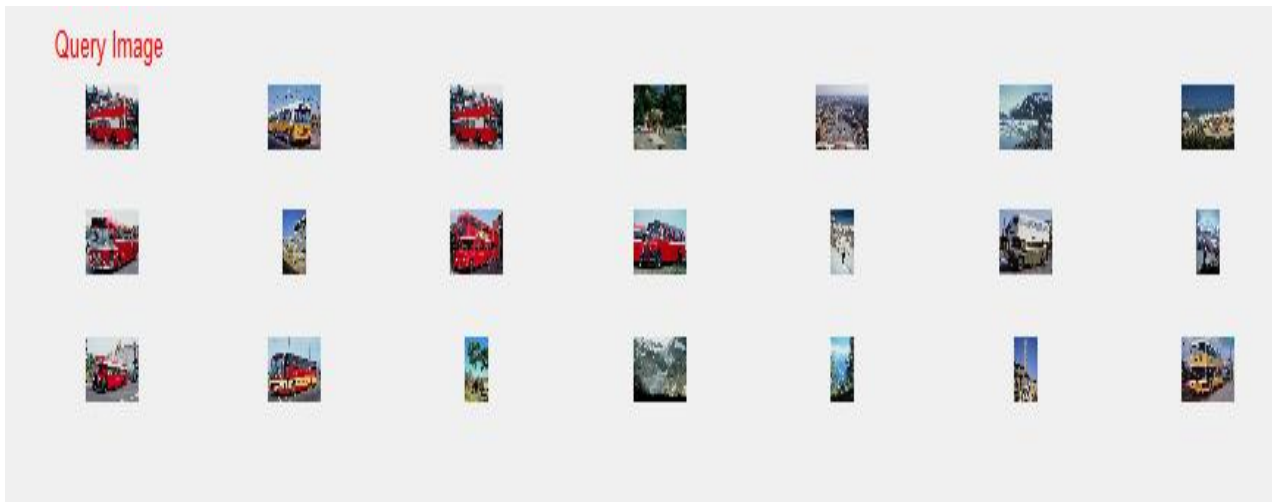


Fig 4: Images Using mahalanobis

3. Image retrieved using SVM.

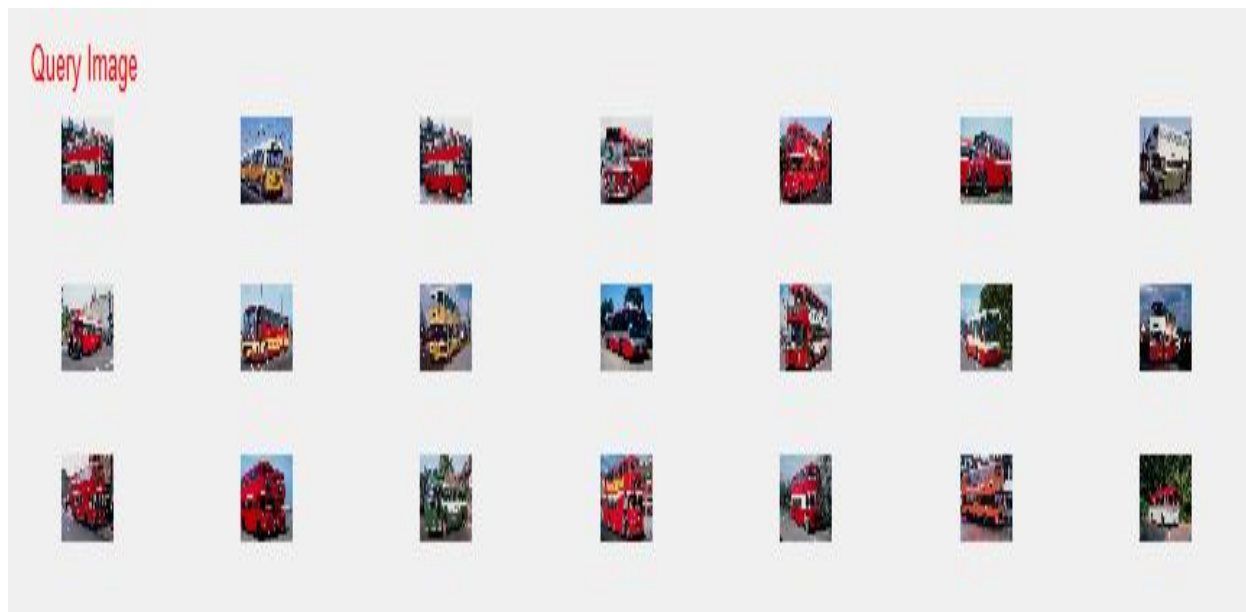


Fig.5 : Image retrieved using SVM

PROPOSE TABLE

IMAGE NAME	SENSITIVITY	SPECIFICITY	ACCURACY
0.JPG	0.8200	0.6200	81.40

XI. CONCLUSION

Here, a new technique and additional feature descriptor is planned to get the efficient level of image accuracy, specificity, and sensitivity by using DBTCF technique,. The proposed methodology presented here uses Histogram Equalization (HE) feature mining technique and further it is combined with DBTCF and HSV histogram to efficiently represent the image. To get better performance of CBIR system SVM classifier is suggested which had considerably increased the performance of the system. The goal in the 3rd stage is to improve recall by not losing on precision. Here we have briefed about parameters of sensitivity, specificity, accuracy, MSE and PSNR values by using DBTCF have been described in detail.

REFERENCES

- [1] B. Chitradevi¹, P.Srimathi, “An overview on image preprocessing”.
- [2] Ryszard S. Choral , “Content-Based Image Retrieval - A Survey” .
- [3] Chaitali Dhaware , Mrs. K. H. Wanjale, “Survey On Image Classification Methods In Image Processing” , International Journal of Computer Science Trends and Technology (IJCS T) – Volume 4 Issue 3, May - Jun 2016.
- [4] S.R.Surya , G.Sasikala, “SURVEY ON CONTENT BASED IMAGE RETRIEVAL” , S.R.Surya et al./ Indian Journal of Computer Science and Engineering (IJCSE).
- [5] L. M. Jan, F. C. Cheng, C. H. Chang, S. J. Ruan and C. A. Shen, "A Power-Saving Histogram Adjustment Algorithm for OLED-Oriented Contrast Enhancement," in Journal of Display Technology, vol. 12, no. 4, pp. 368-375, April 2016
- [6] Nikita Upadhyaya* , Manish Dixit , “An Insight to Various CBIR Techniques: A Survey” , © 2016, IJARCSSE All Rights Reserved.
- [7] D. Zhang, A. Wong, M. Indrawan and G. Lu, —Content-based image retrieval using Gabor texture features, In IEEE PacificRim Conference on Multimedia, University of Sydney, Australia. 2000.
- [8] Ms. Snehal S. Joshi¹ , Mr. Navnath D. Kale, “Survey: Support Vector Machine and Its Deviations in Classification Techniques” , © 2014, IJARCSSE All Rights Reserved.
- [9] Rahul Sharma^{#1} , Dr. Prashant Mor, “Study of Block Truncation Coding algorithm for Image Compression” , International Journal of Electronics, Electrical and Computational System IJEECS ISSN 2348-117X Volume 5, Issue 5 May 2016.
- [10] Nandkumar S.Admile , Rekha R.Dhawan, “Content Based Image Retrieval Using Feature Extracted From Dot diffusion Block Truncation Coding” ,2016 IEEE.
- [11] Devi S, Ajai Mathew , “Fast Image Retrieval Using Error Diffusion Block Truncation Coding And Unsupervised Clustering” , 978-1-5090-3751-3/16/\$31.00 ©2016 IEEE.
- [12] Sunwoong Kim and Hyuk-Jae Lee, “RGBW Image Compression by Low-Complexity Adaptive Multi-Level Block Truncation Coding” , 0098 3063/16/\$20.00 © 2016 IEEE.
- [13] Kajal Jaiswal, Komal Supe, Almas Khan, Vijay Katkar , “Image Classification using Fuzzy Block Truncation Coding” , 978-1-5090-0849-0/16/\$31.00©2016IEEE.
- [14] Mukul Majhi, Sushila Maheshkar, “Privacy Preserving in CBIR Using Color and Texture Features” , 978-1-5090-3669-1/16/\$31.00 ©2016 IEEE.
- [15] Sawet Somnugpong, Kanokwan Khiewwan, “Content-Based Image Retrieval using a Combination of Color Correlograms and Edge Direction Histogram” , 978-1-5090-2033- 1/16/\$31.00 c 2016 IEEE.